



# x:panda™

x:panda is a multi-adjustable dynamic seat, delivered in 4 different sizes - each seat with up to 10 cm in seat width and up to 20cm of depth adjustment coupled with sliding back growth



The back is dynamic, making it possible for the child to extend and push back against relatively light resistance and then regain the desired sitting position. The back is lockable which could be preferred in feeding situations and required when being used in transportation. The back can also be angled to make it possible to seat the child with either an open or closed hip angle.

The x:panda seat complies with ISO 16840-4



16-46 cm



16-52 cm



27-68 cm



max 80 kg



### Dynamic back

The x:panda has a unique dynamic back that absorbs the energy of extension and returns the child to upright sitting without compromising pelvic positioning



### Multi-adjustable

Overlap in sizing means that the starting option always offers the maximum growth potential coupled with individual leg positioning



### Growth

Individual growth in width, depth and back height extend the life of the seat and accommodate the greatest range of sizes for any chair on the market



### Back recline

The point for rotation (recline of the back) is close to the axis of the hips which means that the back support maintains the correct position and minimizes shear



## Size

89101xx-01

Available in 4 sizes each size in 3 widths



It is possible to combine the different seat and back sizes:

- Size 1 seat with size 2 back
- Size 2 seat with size 3 back
- Size 3 seat with size 4 back
- Size 2 seat with size 1 back
- Size 3 seat with size 2 back
- Size 4 seat with size 3 back

## Seat width

Each size of chair can easily be adjusted in three different widths



Small




Medium




Large

## Back cushion

Available in small, medium and large. Must be ordered separately



Black = 60



Pink = 64 (Not available for size 4)



Red = 65



Blue = 66



Lime green = 67

# Seat cushion

Available in small, medium and large. Must be ordered separately



Black = 60



Pink = 64 (Not available for size 4)



Red = 65



Blue = 66



Lime green = 67

# Seat cushion without abduction


Available in small, medium and large. Must be ordered separately




Black = 60

# Gas spring

The seat is delivered as standard with the lockable dynamic gas spring. A non-dynamic gas spring is available as an accessory. Seat size 1+2 comes with a 100N lockable dynamic gas spring. Seat size 3 comes with a 150N lockable dynamic gas spring. Seat size 4 comes with a 350N lockable dynamic gas spring



Standard

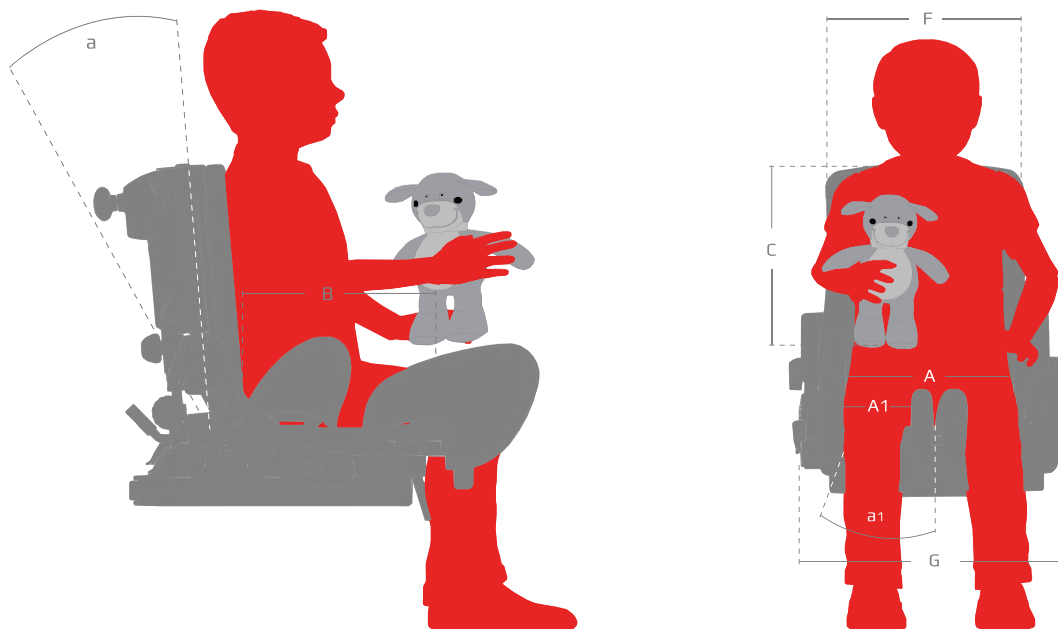


Accessory

# Fix locks

The seat is delivered as standard with fix lock fittings for mounting of various belts and vests





## Measurements

	Size 1	Size 2	Size 3	Size 4
Seat width (A)	16, 20, 24 (6¼, 7¼, 9¼")	20, 24, 28 (7¼, 9¼, 11")	26, 31, 36 (10¼, 12, 14")	34, 40, 46 (13¼, 15½, 18")
Width thighs (A1)	7, 9, 11 (2¾, 3½, 4¼")	10, 12, 14 (4, 4¾, 5½")	12, 14½, 17 (4¾, 5¾, 6¾")	13, 19, 25 (5, 7½, 9¾")
Seat depth (B)	16-26 (6¼-10¼")	22-33 (8½-12¾")	26-39 (10¼-15¼")	38-53 (14¾-20½")
Back height (C)	27-37 (10½-14½")	32-42 (12½-16½")	35-47 (13½-18¼")	49-68 (19-26½")
Back width, top (F)	23 (9")	28 (11")	33 (12¾")	35 +5 (13½ +2")
Total width both legs in max abduc. (G)	31, 35, 39 (12, 13½, 15¼")	38, 42, 46 (14¾, 16¼, 18")	47, 52, 57 (18¼, 20¼, 22¼")	59, 65, 71 (23, 25¼, 27½")
Back angle (a)	-5° - +30°	-5° - +30°	-5° - +30°	-5° - +30°
Abduction angle each leg (a1)	0° - 15° *	0° - 15°	0° - 15°	0° - 15°
* size 1 in the smallest position	0° - 8°	-	-	-
Weight, seat unit	6,5 kg (14,5 lb)	8,5 kg (18,5 lb)	11 kg (24 lb)	13 kg (28,5 lb)
Max. user weight / load	45 kg (101 lb)	50 kg (110 lb)	60 kg (132 lb)	80 kg (176 lb)
Max. user weight in transportation	45 kg (101 lb)	50 kg (110 lb)	57 kg (125,5 lb)	57 kg (125,5 lb)

## ACCESSORIES




### Head supports

99xxxxx-xx

For correct position and support

See the Accessories section at the back of the catalogue, for further information on options and measurements




### Swing-away side supports

839xx-xx

For additional support, adjustable in height and width

See the Accessories section at the back of the catalogue, for further information on options and measurements



### Fixed side supports

8910401-x, 8910401-xP

Adjustable in height and width

Type	Measurements
1	W:11 x H:7 cm
2	W:10 x H:10 cm
3	W:12 x H:14 cm
4	W:16 x H:9 cm
5	W:16 x H:15 cm
6	W:12 x H:14 cm



### Vest and belts

89113-x

For added support in a variety of possibilities

See the Accessories section at the back of the catalogue, for further information on options and measurements



### Overarm supports

8910407-x

To support the upper arm. The support is adjustable in height and width

Size	Measurements
1	H:13½ x W:10 cm
2	H:19 x W:12½ cm



### Non-dynamic gas spring

891100x



### Back width extensions

8910409-45

only for size 4

One size



### Cover plate

8910406-4

Only for size 4

Size	Measurements
1	H:9 x W:35 cm



### Tray

891072x-x


See the Accessories section at the back of the catalogue, for further information on options and measurements



### Activity centre

89250

One size



### Toy bar

8910740

See the Accessories section at the back of the catalogue, for further information on options and measurements



### Quick locks

8910702-x0

For fast and easy adjustment of the side supports

See the Accessories section at the back of the catalogue, for further information on options and measurements





# ACCESSORIES



### Fix lock fittings

8910260

When straps are needed above back height

**One size**



### Foam back plate

8910406-x

Fills out the gap between seat and back

Size	Measurements
1	W:21 x H:10 cm
2	W:25 x H:10 cm
3	W:30 x H:15 cm



### Armrest

891061x

Adjustable in height and angle for x:panda 1, 2 and 3

Size	Measurements
1	W:8 x L:23 x H:23 cm
2	W:8 x L:26 x H:28 cm
3	W:8 x L:29 x H:33 cm



### Double rod arm rest

8910618

For x:panda size 4

Size	Measurements
4	W:8 x L:37 x H:34 cm
4	W:8 x L:37 x H:44 cm



### Single rod arm rest

8910619

for x:panda 4

Size	Measurements
4	W:8 x L:37 x H:27 cm
4	W:8/12 x L:37 x H:27 cm



### Seat wedges

8910405-x

Provide control and positioning

Size	Measurements
1	W:6xL:16xH:2,5cm
1+2	W:8xL:16xH:2,5cm
1+2+3	W:10xL:16x:H:2,5cm
2+3	W:12xL:24,5xH:4cm



### Seat wedges

8910405-x

Provide control and positioning

Size	Measurements
4	W:13xL:30,5xH:5,5cm
4	W:15,5xL:30,5xH:5,5cm
4	W:19xL:30xH:5,5cm



### Hip supports

8910404-4

Only for seat size 4. Adjust the seat width for correct seating position

Size	Measurements
1	H:8,5 x W: 19 cm



### Folding top

SN67-9901

**One size**



### Fixed rod

891150x

For fixed back rest in 90°

**Three sizes**



### Back rest extension

8910655-x60

**Three sizes**

W:23 x H:10 x D:5 cm
W:28 x H:10 x D:5 cm
W:33 x H:10 x D:5 cm



### Pommel

8910408-x

Prevents the users legs from adducting



